

STANDARD FEATURES:

- High starting torque
- Precision die cast end bells
- Class B rated
- Reversible
- Stainless steel output shafts

OPTIONAL FEATURES:

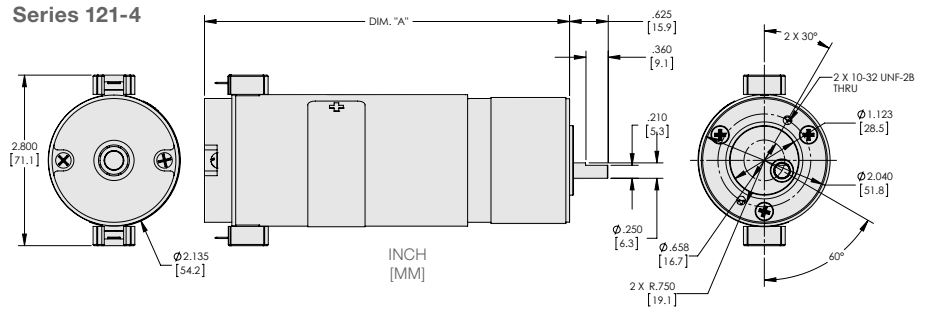
- Encoders up to 2048 CPR
- Voltage ranges to 48VDC
- EMI noise suppression
- Customized shafts
- Customized lead harnesses
- Custom mounting
- Rear shaft extensions
- Gearboxes
 - Planetary
Ratios up to 642:1
(See Series 121-8, 121-9)
 - Spur
12:1; 48:1; 192:1; 768:1

TYPICAL APPLICATIONS:

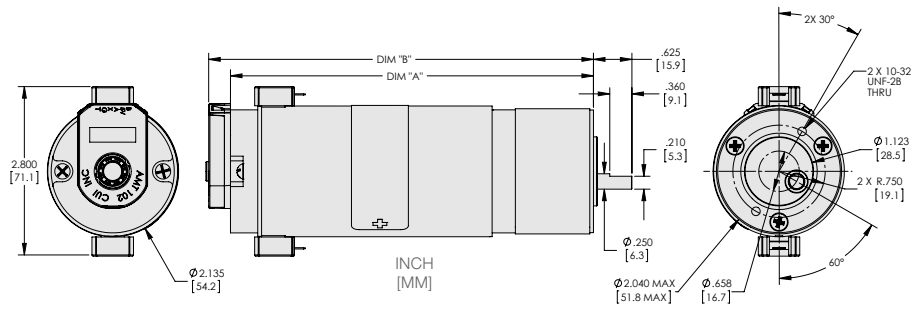
- Printers
- Plotters
- Pumps
- Fans
- Cutting Tools
- Medical Devices
- Robotics
- Beverage Dispensing
- Gaming/Recreational Machines



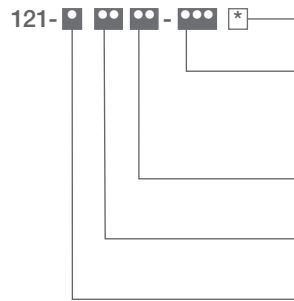
Series 121-4



Series 121-4 with Encoder



Series 121
Part Numbering
Example



ENCODER OPTION C, D, OR M

Counts Per Revolution (CPR) (C =100, D = 500 or M = 1000)
(Others Are Available - See Factory) ***Otherwise Leave Blank***

Gear Ratio

Motor Type 4 (12, 48, 192, or 768)
Motor Type 8 (5, 27, 130, or 642)
Motor Type 9 (5, 27, or 130)

Motor Speed

(16, 32, or 48) (e.g. 32 = 3200 RPM)

Rated Voltage

(12 or 24)


Motor Type:

4 = Motor, Terminals, 2" Spur Gearbox, Encoder Optional
8 = Motor, Terminals, Metal Planetary Gearbox, Encoder Optional
9 = Motor, Terminals, Plastic Planetary Gearbox, Encoder Optional

Series 121-4

2.1" DC Spur Gear Motor

Continued



PERFORMANCE

PART NUMBER	RATIO	VOLTS NOM	NO LOAD SPEED	NO LOAD CURRENT	LOAD SPEED	LOAD TORQUE	LOAD CURRENT	MAX. THEORETICAL TORQUE (* INDICATES GEARBOX LIMIT)			DIM "A" MAX INCH [mm]	DIM "B" MAX INCH [mm]		
			WNL	INL	W	TL	IL	IN-OZ	R.P.M.	AMPS				
			R.P.M.	AMPS	R.P.M.	IN-OZ	AMPS							
			NOM.	MAX.	NOM.	NOM.	MAX.						REF.	REF.
121-41216-12	12:1	12	170	0.4	135	214	3.5	340*	112	5.3	6.1 [155]	6.5 [165]		
121-41232-12			310	1	250	146	4.8	340*	176	9.9				
121-41248-12			434	1.3	382	107	5.2	340*	269	13.6				
121-41216-48	48:1		42	0.4	35	500	2.5	850*	31	4.0				
121-41232-48			74	0.8	64	500	4.4	850*	57	6.7				
121-41248-48			110	1.2	95	385	5.1	850*	81	9.9				
121-41216-192	192:1		10.1	0.4	10	500	0.9	850*	9.9	1.3				
121-41232-192			18	0.7	17	500	1.7	850*	16.5	2.3				
121-41248-192			26	1.2	25	500	2.6	850*	24	3.5				
121-41216-768	768:1		3	0.4	2.9	500	0.6	850*	2.8	0.7			6.4 [163]	6.8 [173]
121-41232-768			5	0.7	4.9	500	1.1	850*	4.8	1.3				
121-41248-768			7	1.2	6.9	500	1.6	850*	6.8	1.9				
121-42416-12	12:1	24	173	0.3	142	214	1.8	340*	123	2.7	6.1 [155]	6.5 [165]		
121-42432-12			360	0.4	253	165	2.4	340*	139	4.4				
121-42448-12			445	0.7	417	126	3.1	340*	297	7.1				
121-42416-48	48:1		43	0.3	37	500	1.3	850*	32	2.0				
121-42432-48			73	0.4	66	500	2.1	850*	61	3.3				
121-42448-48			110	0.7	102	500	3.3	850*	95	5.1				
121-42416-192	192:1		10.2	0.3	9.8	500	0.5	850*	9.6	0.7				
121-42432-192			18	0.4	16	500	0.8	850*	15	1.2				
121-42448-192			27	0.7	26	500	1.4	850*	25	1.9				
121-42416-768	768:1		3	0.3	2.8	500	0.3	850*	2.7	0.4			6.4 [163]	6.8 [173]
121-42432-768			5	0.4	4.8	500	0.6	850*	4.7	0.7				
121-42448-768			7	0.7	6.9	500	0.8	850*	6.8	1				

For Encoder, Add C, D, or M to end of part number. (C=100 CPR, D=500 & M=1000)